



**VIEW NEW ITEMS**  
Scan QR code to see  
additional new products



@solsticewatersports | solsticewatersports.com



191 Rodeo Drive, Edgewood, New York 11717 • Tel: 1.631.254.2155 | Fax: 1.631.254.2363  
solsticewatersports.com • E-Mail: support@solsticewatersports.com  
A Division of Swimline Corp. ©2023 Swimline Corp. | Printed in U.S.A



# Solstice<sup>®</sup>

watersports  
2023

EVERYTHING YOU NEED  
FOR LIFE ON THE WATER



# MESH INFLATABLE DOCKS

Drop-stitch docks with integrated mesh

- Super-rigid, high-pressure, drop-stitch construction
- Integrated mesh hangout areas
- Comfortably supports standing & sitting adults
- Portable & compact for easy storage and travel
- HR high pressure valves for quick inflate/deflate
- Inflate to 10 PSI



## #38100 10' x 10' x 8" CIRCULAR MESH DOCK

- Capacity: 7-10 persons
- 24" circular dock surround with mesh center
- 90" removable mesh hangout area
- New thick 8" core for added buoyancy & stability
- 4 rigid, built-in cup holders
- 6 super-strong, reinforced grab handles
- 4 stainless steel D-rings
- 1 high-pressure HR valve for quick inflate/deflate

Case Qty: 1

## #38080 8' x 8' x 8" CIRCULAR MESH DOCK

- Capacity: 4-6 persons
- 20" circular dock surround with mesh center
- 60" removable mesh hangout area

Case Qty: 1

**NEW FOR 2023**

## #38180 10' x 8' x 8" REC MESH DOCK

- Capacity: 6-8 persons
- 5' x 4' removable mesh hangout area
- Thick 8" core for buoyancy & stability
- 8 super-strong, reinforced grab handles
- 4 stainless steel D-rings
- 1 high-pressure HR valve for quick inflate/deflate

INSET DOCK

- Removable 5' x 4' inset dock equipped with 4 D-ring tie-downs, pull handle, & 1 HR valve
- Inset dock can be removed to utilize mesh hangout area & used as a separate dock

Case Qty: 1

**NEW FOR 2023**

## #38150 8'6" x 8'6" x 8" HEX MESH DOCK

- Capacity: 4-6 persons
- 20" circular dock surround with mesh center
- 60" removable mesh hangout area
- Thick 8" core for buoyancy & stability
- 4 super-strong, reinforced grab handles
- 4 stainless steel D-rings
- 1 high-pressure HR valve for quick inflate/deflate

Case Qty: 1



All docks include carry bag, pump, & repair kit



**VIEW NEW ITEMS**

Scan QR code above to see additional new products





# VERSATILE INFLATABLE DOCKS

Multi-functional drop-stitch docks

- Super-rigid, high-pressure, drop-stitch construction
- Ultra-cushioned traction pad decking
- Comfortably supports standing & sitting adults
- Portable & compact for easy storage and travel
- HR high pressure valves for quick inflate/deflate
- Inflate to 10 PSI



**NEW FOR 2023**

## #38175 10'6" x 6'8" x 8" C-DOCK

- Capacity: 4-6 Persons
- Longest dimension measures 11'
- Thick 8" core for buoyancy & stability
- Faux-wood EVA traction pad
- 4 Removable & adjustable backrests
- 4 Integrated drink holders
- 4 super-strong, reinforced grab handles
- 10 stainless steel D-ring tie downs
- 5 high-pressure HR valves for quick inflate/deflate (dock & 4 backrests)

Case Qty: 1



## #36108 10' x 8' x 6" CONVERTIBLE SLIDE DOCK

- Capacity: 6-8 Persons
- Inflatable dock with built-in slide
- Traction pads for added stability
- Collapse the slide for flat dock functionality
- 28" support for slide with built-in step
- Nylon looping system for support step
- 8 super-strong, reinforced grab handles
- 4 stainless-steel D-rings
- 3 high-pressure HR valves for quick inflate/deflate (dock, slide & support step)

Case Qty: 1



**PORTABLE & COMPACT**



# LUXURY INFLATABLE DOCKS

High profile docks with integrated faux-wood decking

- Super-rigid, high-pressure, drop-stitch construction
- Faux-wood tract decking for luxury look and feel
- Thicker 8" core provides more buoyancy and stability
- Comfortably supports standing and sitting adults
- Portable & compact for easy storage and travel
- HR high pressure valve for quick inflate/deflate
- Inflate to 10 PSI



#38805  
**8' x 5' x 8"**  
**LUXE TRACT DOCK**

- Capacity: 4-6 Persons
- Room to lounge or use as work platform
- 6 super-strong, reinforced grab handles
- 6 stainless steel D-ring tie downs

Case Qty: 1



#38810  
**10' x 8' x 8"**  
**LUXE TRACT DOCK**

- Capacity: 6-8 Persons
- Room for beach chairs, coolers, & more
- 8 super-strong, reinforced grab handles
- 6 stainless steel D-ring tie downs

Case Qty: 1

All docks include carry bag, pump, & repair kit





# INFLATABLE DOCKS

Dock. Float. Play. Relax.

- Super-rigid, high-pressure, drop-stitch construction
- Comfortably supports standing & sitting adults
- Accommodates beach chairs, coolers, & more
- Great for leisure, work, & utility
- Portable & compact for easy storage and travel
- HR high pressure valve for quick inflate/deflate
- Inflate to 10 PSI



## #30605 6' x 5' x 6" INFLATABLE DOCK

- Capacity: 3-5 Persons
- 6 super-strong, reinforced grab handles
- 6 stainless steel D-ring tie downs

Case Qty: 1



## #30805 8' x 5' x 6" INFLATABLE DOCK

- Capacity: 4-6 Persons
- 6 super-strong, reinforced grab handles
- 6 stainless steel D-ring tie downs

Case Qty: 1



## #31008 10' x 8' x 6" INFLATABLE DOCK

- Capacity: 6-8 Persons
- 8 super-strong, reinforced grab handles
- 6 stainless steel D-ring tie downs

Case Qty: 1



## #31010 10' x 10' x 6" INFLATABLE DOCK

- Capacity: 8-10 Persons
- 8 super-strong, reinforced grab handles
- 6 stainless steel D-ring tie downs

Case Qty: 1



All docks include carry bag, pump, & repair kit





# STAND-UP PADDLEBOARD KITS

High-pressure, drop-stitch inflatable paddleboards

- Super-rigid, high-pressure, drop-stitch construction
- Durable 1000 Denier 3-ply PVC reinforced fabric material
- Portable & compact for easy storage and travel
- Each board includes backpack, coil leash, paddle, removable skeg, high pressure pump with gauge, valve wrench, and repair kit
- HR high pressure valves for quick inflate/deflate
- Inflate up to 15 PSI


Each SUP is equipped with:

- Universal Bow Mount
- Bungee System
- Non-Slip Traction Pad
- Comfort Grip Handle
- Stainless Steel Rear D-Rings
- HR Valve

**NEW FOR 2023**

**ALL BOARDS ARE NOW FULL KITS**


ALL SOLSTICE SUP KITS INCLUDE:



BACKPACK



COIL LEASH



PADDLE



REMOVABLE SKEG



PUMP



#35596  
**MAUI YOUTH iSUP**  
8' x 29" x 5"

- Ideal for youth & small paddlers
- 1 youth paddle (54"-73")

Case Qty: 1



#35125  
**LANAI iSUP**  
10' 4" x 31" x 5"

- 200lb Capacity

Case Qty: 1



#34126  
**BALI 2.0 iSUP**  
10' 6" x 32" x 5"

- 200lb Capacity

Case Qty: 1



#35132  
**TONGA iSUP**  
10' 8" x 32" x 6"

- 325lb Capacity

Case Qty: 1



#36134  
**ISLANDER iSUP**  
11' 2" x 31" x 6"

- 300lb Capacity

Case Qty: 1



#35150  
**BORA BORA iSUP**  
12' 6" x 32" x 6"

- 325lb Capacity

Case Qty: 1





# STAND-UP PADDLEBOARDS

Fishing and touring inflatable paddleboard




**YAK ATTACK MOUNT ADAPTER**

## #36116 - 11' 6" x 34" x 6" DRIFTER SUP KIT

**NEW FOR 2023**

- Oversized large capacity paddleboard designed for fishing / Capacity: 350lbs
- 34" extra wide beam for enhanced stability
- Equipped with YakAttack base mount that supports fishing rod holders, cup holders, & more (not included)
- Integrated front & rear bungee storage systems, bow mount, 5 stainless steel D-rings, non-slip traction pad, 2 woven handles, & HR valve
- D-Ring placements allow for attachment of kayak seat (#29601 not included)
- Includes: backpack, high-pressure pump, wrench & repair kit, 3-piece adjustable aluminum paddle with fish ruler (67"-86"), 10' coil leash, paddle straps, & 1 removable skeg

Case Qty: 1




**PRINTED FISH RULER**



**PADDLE STRAPS**



**KAYAK SEAT COMPATIBLE**



# STAND-UP PADDLEBOARDS

Multi-person recreational inflatable paddleboard



**X4 Paddles**

## #35180 - 16' x 50" x 6"

### MAORI GIANT SUP KIT

- Recreational paddleboard designed for group paddling
- Capacity: 1000+ lbs / 2-6 paddlers
- Durable 1000 Denier 3-ply PVC reinforced fabric material
- Equipped with bungee storage system, bow mount, rear stainless steel tie-down, non-slip traction pad, 13 woven handles & HR valve
- Includes: carry bag, high pressure pump, wrench & repair kit, 10' coil leash, 3 removable skegs, & 4 paddles (2 extended 67"-86" range, 2 standard 67"-82" range)

Case Qty: 1





## #35005 3-PIECE COMPOSITE ADJUSTABLE PADDLE

- Composite construction
- Easily adjustable compression system paddle
- Ergonomic handle; comfort grip
- Adjusts in height 68" to 84"
- Composite blade

Case Qty: 6



## #35000 3-PIECE ALUMINUM ADJUSTABLE PADDLE

- Aluminum construction
- Easily adjustable compression system paddle
- Ergonomic handle; comfort grip
- Adjusts in height 62" to 86"
- Composite blade

Case Qty: 6



## #36124 CROSS COMPATIBLE SKEG

- 9.875" deep tracking SUP skeg
- Fits most Solstice inflatable SUPs
- Standard skeg with thumb screw

Case Qty: 6



## #35995 COIL LEASH

- 10 foot vinyl clad coil leash with velcro ankle leash
- Dual swivels help to prevent tangles
- Connects to stern D-ring on all Solstice SUPs

Case Qty: 6



## #35123 QUICK RELEASE SKEG

- 9.25" deep tracking skeg
- Fits first generation Solstice SUPs & kayaks

Case Qty: 6



## #35990 D-RING & BUNGEE KIT

- 96" of 1/4" bungee cord
- 4 stainless D-rings & anchor pads
- 1 fl. oz. vinyl cement included

Case Qty: 6



#46018




#44224

## #46018 60" x 18" INFLATABLE RAFTER

## #44224 42" x 24" INFLATABLE RAFTER

- Inflatable high pressure boat fenders used for docking and/or rafting up to other boats
- Acts as a protective barrier between two boats to prevent any scraping, bumping, or denting
- 2 Stainless steel D-ring tie-off points
- High pressure HR valve for quick inflate/deflate
- Deflates to become compact & portable for easy storage
- Includes repair kit and carry bag

Case Qty: 7



## #89030 NIAGARA SOLAR SHOWER

- Connects to standard garden hose
- Energy efficient shower heats up to 10 gallons of water
- Complete with rainfall shower head, foot wash spigot, and temperature control handle
- Simple 2 section construction allows for efficient storage and easy installation
- Includes Teflon tape, bolt mounting system, and hose connector piece

Case Qty: 7



## #40331 LARGE SUPERSOLAR SHOWER

- Solar shower heats up water from the sun with a 3.75 gallon capacity
- Great for camping, boating, poolside, or at the beach
- Easy setup with integrated hook and rope
- Attached hose includes adjustable on/off valve to control water flow

Case Qty: 12



# PUPPLANKS


Award winning inflatable dog ramps



## INFLATABLE DOG RAMP

GREAT FOR ANY BOAT, DOCK, OR POOL

- Super-rigid, high-pressure, drop-stitch construction
- 4 Stainless steel D-ring tie-downs
- Claw-resistant tract pad
- Weighted mesh with integrated step system
- HR high pressure valve for quick inflate/deflate
- Portable & compact for easy storage



#33250 - 48" x 32" x 5"  
**PUPPLANK SPORT**  
Capacity 100+ lbs

**NEW FOR 2023**

#33248 - 48" x 32" x 5"  
**PUPPLANK XL**  
Capacity 100+ lbs

#33424 - 34.5" x 24.5" x 3"  
**PUPPLANK MINI**  
Capacity up to 28 lbs

Case Qty: 1, 1, 1



### PUPPLANKS INCLUDE:

- Carry bag
- Pump
- Two 8-foot lines
- Repair kit



CLAW-RESISTANT TRACT PAD



INTEGRATED STEP SYSTEM



DEEP DURABLE WEIGHTED MESH

# SOLFIT, RESCUE BOARD, & DIVE PLATFORM

Lightweight, super-rigid drop stitch inflatable boards



## #36194 - 7' 10" x 36" x 6" SOLFIT AQUATIC FITNESS MAT

- 275 lbs. capacity
- 5'10" x 30" tract mat for ultimate comfort
- 5 reinforced neoprene handles for easy transport & resistance band attachment points
- Removable skeg for increased control when paddling
- Bow mount located in the front center of mat
- Use the D-rings to connect to your pool or lane lines
- Kit Includes: Carry bag, skeg, high pressure pump, & repair kit

Case Qty: 1



## #34120 - 10' x 26" x 4" RESCUE BOARD

- Surface capacity 350-450lbs
- 2 low profile skegs permanently affixed
- Bow mount system for low speed towing & tethering
- 5 stainless D-ring tie downs; 4 in front for gear, 1 underside. Bungee cord included.
- Bottom D-ring designed to integrate with standard shoulder strap & tow lines
- 7 safety handles for rescue & training purposes
- Stable platform for rescue, etc.
- Kit includes: Pump, repair kit, & carry bag

Case Qty: 1



## #32434 - 3' x 4' x 4" DIVE PLATFORM

- Surface capacity: 175-225 lbs
- Highly visible red & white color for safety
- Complete with flag pole & legal sized diver down flag
- 6 super-strong reinforced handles on sides / 9 stainless steel D-ring tie downs (4 on top, 5 on bottom)
- HR valve for easy inflation/deflation
- Lightweight 14.5 lbs.
- Kit Includes: Flagpole with legal flag, carry bag, high pressure pump, & repair kit

Case Qty: 1



# INFLATABLE KAYAKS

Premium whitewater ready performance

# INFLATABLE KAYAKS

Premium whitewater ready performance



**#29615**  
**FLARE 1-PERSON KAYAK**  
9' 6" x 35"

- Max. capacity 320 lbs
- 1 sturdy adjustable Nylon covered bucket seat
- 1000 Denier super tough Nylon supported fabric cover with high pressure floor
- Detachable skeg for ultimate tracking
- High pressure HR valves for quick inflate/deflate
- Screw style drain valves
- Bow cover with handle & bungee cord
- Stern cover with soft handle
- Whitewater ready
- Includes: Pump with gauge, 1 seat, carry bag, and skeg

Case Qty: 1



**#29625**  
**FLARE 2-PERSON KAYAK**  
12' 6" x 37"

- Max. capacity 460 lbs
- 2 sturdy adjustable Nylon covered bucket seats
- 1000 Denier super tough Nylon supported fabric cover with high pressure floor
- Detachable skeg for ultimate tracking
- High pressure HR valves for quick inflate/deflate
- Screw style drain valves
- Bow cover with handle & bungee cord
- Stern cover with soft handle
- Whitewater ready
- Includes: Pump with gauge, 2 seats, carry bag, and skeg

Case Qty: 1




**#29635**  
**DURANGO 1-2 PERSON KAYAK**  
11' x 37.5"

- Max. capacity 440 lbs
- Easily converts from 1 or 2 person configurations
- 2 sturdy adjustable Nylon covered bucket seats
- Directional strakes & skeg
- 1000 Denier nylon bottom & 1/3 sides
- 22 gauge K-80 PVC interior construction
- Heavy-duty "D" ring tie-downs
- Bow & stern covers with bungee cords
- Boston valves for quick inflate/deflate
- Includes: Bellows foot pump, 2 seats, carry bag, and skeg

Case Qty: 1



CARRY HANDLES



REMOVABLE SKEG



BUNGEE STORAGE



**KAYAKS INCLUDE:**

- Carry Bag
- Removable Skeg
- Pump



1-2 Person Configuration



1-2 Person Configuration



# INFLATABLE KAYAKS

Lightweight, high-pressure, convertible kayak

# KAYAK ACCESSORIES



## #29900 ROGUE 1-2 PERSON KAYAK 10' 6" x 33"

- Capacity: 360 lbs
- Classic style inflatable kayak
- Heavy duty 26G K80 material
- Convertible design perfect for 1 or 2 paddlers
- 3 chamber construction with I-bean floor for performance & control
- 2 adjustable inflatable seats
- Front and rear spray covers

Case Qty: 1



### 1-2 Person Configuration



SPRAY COVERS



INFLATABLE SEATS

## #29504 4-PIECE QUICK RELEASE PADDLE

- Aluminum performance paddle
- 90.5"/230cm paddle
- Adjustable blade angle
- Carry bag included

Case Qty: 6



## #29501 2-PIECE QUICK RELEASE PADDLE

- Aluminum performance paddle
- 90.5"/230cm paddle
- Adjustable blade angle
- Carry bag included

Case Qty: 6



## #29601 REPLACEMENT KAYAK SEAT

- Sturdy Nylon covered, bucket style, replacement kayak seat
- Designed to fit Solstice #29635 Durango | #29615 1-Person Flare | #29625 2-Person Flare
- Adjustable design
- Zip-on backrest

Case Qty: 15



## #29901 INFLATABLE KAYAK SEAT

- Replacement kayak seat for item #29900 Rogue
- Fits most kayaks & canoes

Case Qty: 6



## #35123 QUICK RELEASE SKEG

- 9.25" deep tracking skeg
- Fits first generation Solstice SUPs & kayaks

Case Qty: 6






# OUTDOORSMAN FISHING BOATS

Premium marine quality inflatable fishing boats

- Heavy gauge PVC construction with 5 air chambers
- 2 bolster hull design for increased stability
- Internal and external grab lines / Bow & stern grab handles
- Vinyl storage pouch for battery or gear
- 2 integrated fishing rod holders
- 4 swivel oar locks / 2 oar holders
- 2 inflatable bolster seats
- Accepts up to 2 HP or equivalent electric trolling motor
- Motor installation requires #30050 motor mount (not included)

OUTDOORSMAN BOATS ARE EQUIPPED WITH:



STORAGE POUCH



OAR LOCKS



FISHING ROD HOLDERS



BOLSTER SEATS



## #31600 OUTDOORSMAN 12000 FISHING BOAT

12' x 5'

- Capacity: 6 persons
- Total weight capacity: 1200lbs

Case Qty: 1



## #31400 OUTDOORSMAN 9000 FISHING BOAT

9' x 4'

- Capacity: 4 persons
- Total weight capacity: 700lbs

Case Qty: 1



## #30050 MOTOR MOUNT

- Compatible with Outdoorsman 31400 & 31600 series
- Also compatible with Voyager 400 & Voyager 800

Case Qty: 6



# VOYAGER INFLATABLE BOATS

High quality marine grade inflatable fishing boats

# SUNSKIFF INFLATABLE BOATS

Recreation and leisure inflatable boats



**#30050  
MOTOR MOUNT**

- Voyager 400 & Voyager 800 accept optional motor mount
- Also compatible with Outdoorsman 31400 & 31600 series

Case Qty: 6



## VOYAGER SERIES KITS

Kits Include: Boat, oars, & pump

- #30201 2-Person 75" x 48"
- Total weight capacity: 360lbs
- #30301 3-Person 90" x 51"
- Total weight capacity: 600lbs
- #30401 4-Person 107" x 60"
- Total weight capacity: 750lbs

Case Qty: 4, 2, 2

## VOYAGER SERIES

- #30300 3-Person 90" x 51"
- Total weight capacity: 600lbs
- #30400 4-Person 107" x 60"
- Total weight capacity: 750lbs
- #30800 6-Person 133" x 56"
- Total weight capacity: 1150lbs

Case Qty: 2, 2, 1



## SUNSKIFF SERIES KITS

Kits Include: Boat, oars, & pump

- #29251 - 2-Person 78" x 46"
- Total weight capacity: 360lbs
- #29351 - 3-Person 92" x 53"
- Total weight capacity: 525lbs

Case Qty: 6, 4

## SUNSKIFF SERIES

- #29250 - 2-Person 78" x 46"
- Total weight capacity: 360lbs
- #29350 - 3-Person 92" x 53"
- Total weight capacity: 525lbs

Case Qty: 5, 3

- Ideal for pool, lake, and more
- Heavy-duty PVC construction
- Grab lines
- Integrated oar locks

- Inflatable fishing boat ideal for protected waters
- 4 chamber, double hull heavy-duty construction with I-beam flooring
- Inflatable bolster seat(s) included
- Accepts up to 2 HP motor with optional #30050 motor mount (not included)



FISHING ROD HOLDER



HANDLE & GRAB LINES



SWIVEL OAR LOCKS



## #19500 BREAKDOWN PLASTIC OARS

- Compact 3 piece design
- Durable ribbed blades
- Easy assembly
- 45" overall length

Case Qty: 6



## #19510 LARGE ALUMINUM OARS

- Multi-purpose design
- Heavy-duty ribbed blades
- Easy assembly
- 53" overall length

Case Qty: 6



# TOWABLES

Built for high performance and speed out on the water

## #22302 - 78" x 82" x 54" FLAMINGO TOWABLE

- Lay-on construction fits 1-2 riders
- Nylon cover with comfort chafe pad
- Quick Connect adapter for tow rope
- 6 comfort grip handles
- 2 valves/chambers

Case Qty: 1



# TOWABLES

Built for high performance and speed out on the water

## #22202 - 70" x 70" WATERMELON ISLAND TOWABLE

- Lay-on construction fits 1-2 riders
- Nylon cover with comfort chafe pad
- Quick Connect adapter for tow rope
- 6 comfort grip handles
- 1 valve/chamber

Case Qty: 2



## #22301 - 82" x 84" x 44" SWAN TOWABLE

- Lay-on construction fits 1-2 riders
- Nylon cover with comfort chafe pad
- Quick Connect adapter for tow rope
- 6 comfort grip handles
- 2 valves/chambers

Case Qty: 1



## #22005 - 48" x 48" x 54" WATERMELON TUBE TOWABLE

- All Nylon cover
- Quick Connect adapter for tow rope
- 4 comfort grip handles
- 1 valve/chamber

Case Qty: 2





# SUPERCHILL SERIES

High performance sport tubes for river, lake, and beyond

## #17006 - 100" x 100" 6-PERSON SUPERCHILL ISLAND

- Ideal for marine & pool use
- Durable vinyl construction
- Cooling & supportive vinyl seats with drain plugs
- All-around grab line & 6 cup holders
- Removable cooler
- Boston valve for quick inflate/deflate
- Comfortable pillow back rest

Case Qty: 1



## #17004 - 78" x 78" SUPERCHILL TUBE QUAD

- Ideal for marine & pool use
- Durable vinyl construction
- Cooling & supportive PVC mesh insert seat
- Sturdy vinyl handles & all-around grab line
- 4 on-board drink holders
- On-board ice chest
- Boston valve for quick inflate/deflate
- Comfortable pillow back rest

Case Qty: 2



# SUPERCHILL SERIES

High performance sport tubes for river, lake, and beyond

## #17003 - 81" x 81" SUPERCHILL TUBE TRIPLE

- Ideal for marine & pool use
- Durable vinyl construction
- Cooling & supportive PVC mesh insert seat
- Sturdy vinyl handles & all-around grab line
- On-board ice chest & 3 cup holders
- Boston valve for quick inflate/deflate
- Comfortable pillow back rest

Case Qty: 2



## #17002 - 88" x 46" SUPERCHILL TUBE DUO

- All of the features of 17001 in a fun double size tube!
- Durable vinyl construction
- Cooling & supportive PVC mesh insert seat
- Sturdy vinyl handles & all-around grab line
- On-board ice chest & 2 cup holders
- Boston valve for quick inflate/deflate
- Comfortable pillow back rest

Case Qty: 3



## #17001 - 46" x 46" SUPERCHILL TUBE SINGLE

- Ideal for marine & pool use
- Durable vinyl construction
- Cooling & supportive PVC mesh insert seat
- Sturdy vinyl handles & all-around grab line
- 2 on-board cup holders
- Boston valve for quick inflate/deflate
- Comfortable pillow back rest

Case Qty: 6





# ALL SEASON SPORTS

For year round sports action

# RIVER ROUGH SERIES

Heavy-duty river ready inflatables

## #17039 - 39" x 39" TUBESTER SPORT TUBE

- Ideal for snow or surf
- Cool all season graphics
- Sturdy vinyl handles
- Heavy duty vinyl construction

Case Qty: 6



## #17031ST - 42" x 42" RIVER ROUGH TUBE

- Cool RiverRough graphics
- Sturdy vinyl handles
- Heavy duty vinyl construction

Case Qty: 6



## #17035ST - 48" x 48" RIVER ROUGH TUBE

- Cool RiverRough graphics
- Sturdy vinyl handles
- Heavy duty vinyl construction

Case Qty: 6



## #17048 - 48" x 48" RADSTER SPORT TUBE

- Ideal for snow or surf
- Cool all season graphics
- Sturdy vinyl handles
- Heavy duty vinyl construction

Case Qty: 6



## #17075ST - 55" x 44" RIVER ROUGH COOLER RAFT

- Four cup holders
- 4 sturdy vinyl handles & 2 rope ties
- Heavy duty vinyl construction

Case Qty: 3





# DESIGNER COLLECTION

For fashion & function

## #16000DC - 78" x 33" DESIGNER MATTRESS FLOATING LOUNGER

- Designer print Nylon cover
- Removable pillow
- Modular connector system

Case Qty: 6



## #15120DC - 39" x 36" DESIGNER LOOP FLOATING LOUNGER

- Durable inflatable lounger
- Designer print Nylon cover
- Comfortable sling style seat
- On-board drink holder

Case Qty: 4



## #15135HR - 68" x 68" x 36" AQUA SOFA


- Super comfortable soft fabric top & 3 throw pillows
- Oversized for 3 adults
- InstaFlateSystem™
- Pump and carry bag included

Case Qty: 2



# FABRIC COVERED INFLATABLES

Fabric covered, inflation adjustable, soft, cool, & comfortable



VERSATILE SEATING



## #15000 - 46" x 16" FLIP&FLOAT™

- Use as a comfy poolside cushion
- Use as a comfy boating cushion
- Use as a floating hammock seat
- Cool, relaxing float
- Can be configured for multiple uses!

Case Qty: 4



## #15030-R Red - 72" x 36" SUNSOFT MATTRESS

- Soft, cool & comfortable fabric top
- Multi-chamber, inflation adjustable
- Comfortable "bean-bag" feel
- Complete with handle & drain

Case Qty: 2





# STYLE FLOATS

Built for ultimate comfort

## #16152 - 77" x 59" MALIBU MATTRESS

- Discover total luxury & relaxation
- Malibu provides premium, adjustable double bolster back support for resort style comfort
- Dual drink holders
- Back support can be easily removed for dual function relaxation

Case Qty: 3



# STYLE FLOATS

Built for ultimate comfort

## #15601 - 67" x 44" SOLO EASY CHAIR CONVERTIBLE

- Dual function pool seat
- Convertible foot rest design
- Complete with supportive & cooling mesh insert seat in convertible position
- Durable heavy duty vinyl construction
- Dual molded on-board drink holders

Case Qty: 6



## #15181SF - 64" x 59" COOLER COUCH

- Inflatable pool lounger
- Heavy duty vinyl construction
- Complete with drink holders
- On-board cooler holds up to 16 beverages!

Case Qty: 3



## #15602 - 72" x 60" DUO LOVE SEAT CONVERTIBLE

- Dual function pool lounger
- Convertible foot rest design
- Complete with supportive & cooling mesh insert seat in convertible position
- Durable heavy duty vinyl construction
- Dual molded on-board drink holders

Case Qty: 3



## #16141SF - 78" x 65" FACE2FACE LOUNGER

- Durable inflatable double mattress
- Unique 2 person opposed design
- Complete with on-board ice bucket & drink holders too!

Case Qty: 4



## #15184SF - 84" x 84" SIGNATURE JUMBO ISLAND

- Durable inflatable jumbo island
- Heavy duty vinyl construction
- Two drink holders
- All around grab line & sturdy vinyl handles assist in climbing aboard!

Case Qty: 2





# SUMO COLLECTION

Sumo tough, sumo buoyant

## #16154 - 54" x 54" SUMO FABRIC COVERED SPORT TUBE

- On-board drink holder & storage
- Heavy duty vinyl construction
- Reinforced handles
- For marine, river, or pool use

Case Qty: 4



## #16140SF - 80" x 36" x 8" SUMO FLOAT POOL MATTRESS

- Supports 275 lbs.
- On-board ice cooler & drink holder
- Heavy duty vinyl construction
- All around grab line

Case Qty: 3



# CAMO PRINT COLLECTION

Float with comfort and style

## #17016 - 48" x 48" CAMO PRINT RING

- Cool camo pattern
- Heavy duty vinyl construction
- Sturdy vinyl handles

Case Qty: 6



## #15192 - 75" x 34" CAMO PRINT MATTRESS

- Cool camo pattern
- Heavy duty vinyl construction

Case Qty: 12



## #16156 - 64" x 64" CAMO PRINT ISLAND

- Heavy duty vinyl construction
- All around grab line

Case Qty: 4



# FASHION FLOATS

Perfect for lounging or laying

# UNIQUE FLOATS

Versatile inflatables for pool, lake, river, & more

## #15185SF - 64" x 30" FASHION LOUNGE

- Inflatable pool lounge
- Leg-through design
- Heavy duty vinyl construction
- Complete with drink holders
- Arm rests & backrest

Case Qty: 6



## #19671 - 105" x 116" x 59" MEGA SWAN

- Massive size easily fits 5+ adults (850 lb. capacity)
- Heavy duty vinyl construction
- Front & rear grab lines
- 4 recessed cup holders
- 2 Boston valves
- 3 13MM compression valves

Case Qty: 1

## #16145SF - 69" x 27" AQUA WINDOW FLOATING MATTRESS

- Durable inflatable mattress
- Heavy duty vinyl construction
- 18 pocket French design
- See-through window headrest

Case Qty: 6



## #15160CC - 60" x 36" CHILL CHAIR FLOATING LOUNGER

- Double inflatable lounge
- Cooling Nylon mesh seat
- On-board drink holder

Case Qty: 6

Assorted Colors:



Features cooling & supportive mesh inserts



## #16151SF - 78" x 56" AQUA WINDOW DUO FLOATING MATTRESS

- Durable inflatable mattress
- Heavy duty vinyl construction
- 36 pocket French design
- See-through window headrests

Case Qty: 6



## #17021ST - 48" x 48" WATER DOG SPORT TUBE

- Cool graphics
- All-around grab line
- Heavy duty vinyl construction

Case Qty: 6







**#19170  
2-STAGE HIGH VOLUME /  
HIGH PRESSURE DIGITAL PUMP**

- Fastest way to inflate HPI items to full pressure
- Automatic inflate & deflate functionality
- LED digital gauge & auto-stop function
- Equipped with 12V accessory outlet cable & car battery adapter kit
- Nozzle compatible with all inflatables equipped with HR valves
- Max. pressure: 20 PSI

Case Qty: 4



**#19177  
DIGITAL HIGH  
PRESSURE PUMP**

- 12 volt (DC) pump
- Plugs into car/boat accessory outlet
- Digital gauge & auto-stop function
- Compatible with HR valves only
- Max. pressure: 16 PSI

Case Qty: 4



**#19133  
TURBO TRIPLEX  
PUMP WITH GAUGE**

- Capacity 3.5+3.5L
- Switch to change comfortably from triple to double or single modes
- Extra long body & high-airflow piston for an easier inflation
- For all Solstice inflatable SUPs & docks
- Universal for all standard HR valves
- Includes second hose for low pressure inflatables
- Max. pressure 26PSI

Case Qty: 1



**#19135  
TURBO DUPLEX  
HIGH PRESSURE OR  
HIGH VOLUME  
PUMP WITH GAUGE**

- Dual-action high pressure pump
- For all Solstice inflatable SUPs, docks, & platforms
- Universal for all standard HR valves
- Includes second hose for low pressure inflatables
- Max. pressure: 26 PSI

Case Qty: 6



**#19125AC  
MAGNA PUMP HIGH  
CAPACITY DOUBLE  
ACTION PUMP**

- Super high capacity
- Continuous air flow action
- Sturdy construction
- Inflates & deflates
- Includes 6 different adapter sizes
- Max pressure: 8.7 PSI

Case Qty: 6



**#19200  
AC TURBO  
ELECTRIC PUMP**

- Super high capacity, 34 cubic feet per minute
- Quickly inflates & deflates all large volume inflatables
- AC 120V, includes 3 universal adapters, & 6' power cord
- Max. pressure 2.3 PSI

Case Qty: 4



**#19000AC  
HIGH CAPACITY  
AC PUMP**

- For all inflatables
- Inflates & deflates
- No batteries required - AC operation
- Complete with multi-use adapter kit
- ETL Intertek listed

Case Qty: 6



**#19150  
HIGH CAPACITY DC  
ELECTRIC PUMP**

- For all inflatables
- Inflates & deflates
- Complete with multi-use adapter kit
- Plugs into car/boat accessory outlet

Case Qty: 6



**#19120AC  
MEGA PUMP SUPER SIZE  
BELLOWS FOOT PUMP**

- Supersized for maximum air capacity
- For all inflatables
- Inflates & deflates
- Reinforced bellows
- Complete with multi-use adapters
- Folds flat for storage

Case Qty: 6



**#19105AC  
MAXI PUMP  
BELLOWS FOOT PUMP**

- For all inflatables
- Inflates & deflates
- Easy to use
- Foot operated
- Complete with multi-use adapters
- Folds flat for storage

Case Qty: 6



**#30002  
REPLACEMENT  
BOSTON VALVES**

- Standard Boston valve replacement set
- Set of 2 type "T", set of 2 type "F" Boston valves

Case Qty: 12



**#20087  
HIGH PRESSURE  
VERIFIER GAUGE**

- Easily & accurately read the exact pressure with your high pressure SUP, boat, or other inflatable
- Connects to standard high pressure HR valve

Case Qty: 6



**#20088  
PRESSURE VERIFIER  
GAUGE**

- Accurately read the exact pressure with your fabric reinforced inflatable boat, dinghy, or kayak

Case Qty: 6





# RETHINK YOUR LIFE AT THE DOCK

## Complete Suite of Docking Solutions

The revolutionary SeaPen and ultra-versatile FloatBricks for everything under the sun. Specially customized and designed for you.

Learn more at [solsticedockingsolutions.com](https://solsticedockingsolutions.com)

**Solstice**<sup>®</sup>  
DOCKING SOLUTIONS

@solsticedocking

